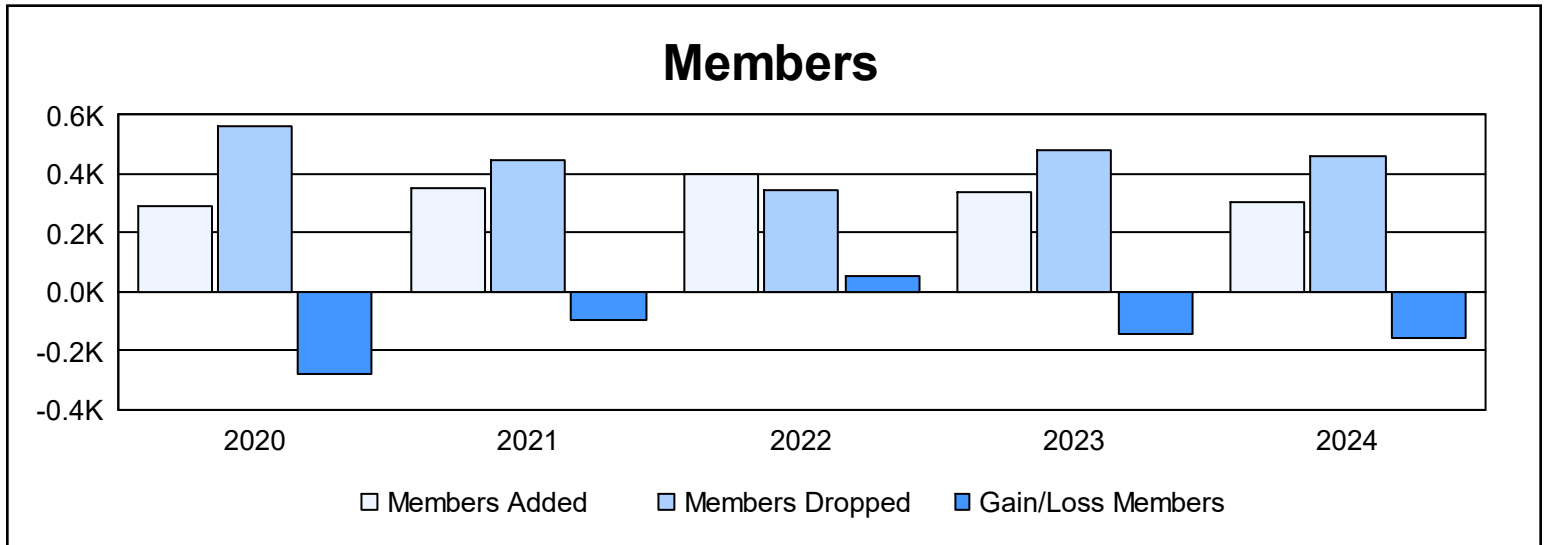
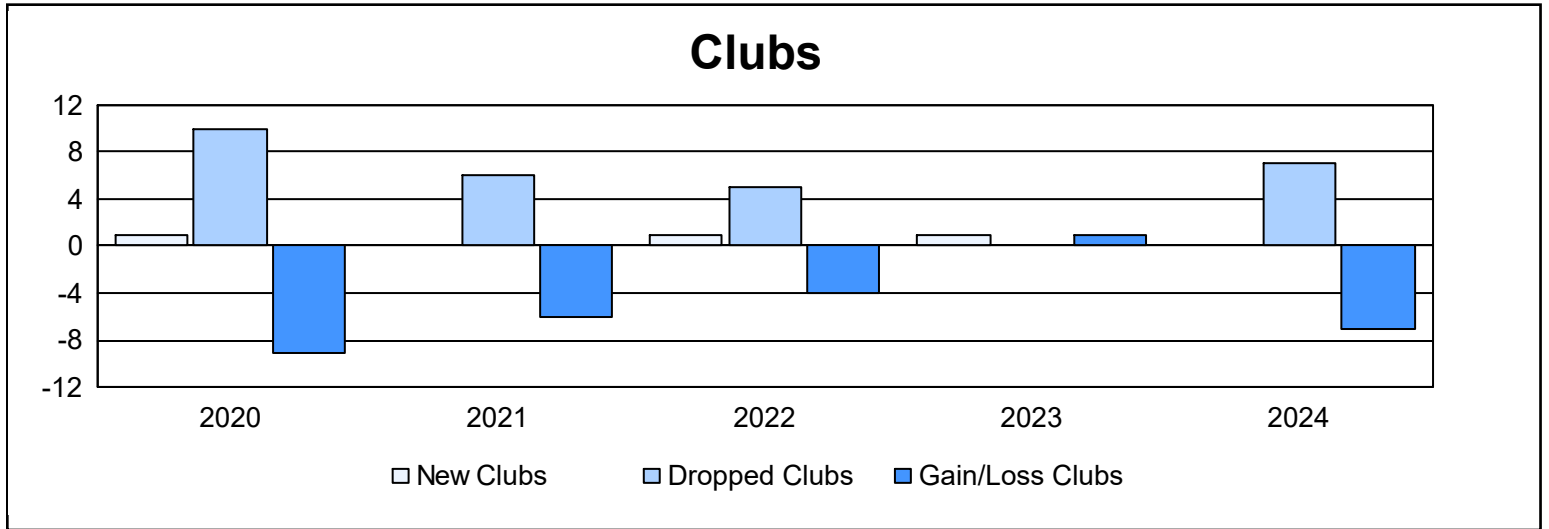
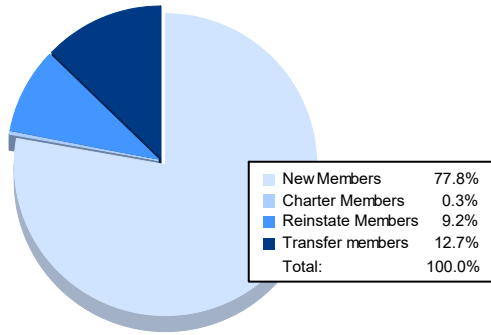


Year	New Clubs	Dropped Clubs	Gain/ Loss Clubs	New Members	Charter Members	Reinstate Members	Transfer Members	Total Member Added	Total Members Dropped	Gain/ Loss Members
2019-2020	1	10	-9	213	33	19	23	288	565	-277
2020-2021	0	6	-6	297	9	24	22	352	449	-97
2021-2022	1	5	-4	322	32	19	24	397	342	55
2022-2023	1	0	1	260	25	19	36	340	483	-143
2023-2024	0	7	-7	238	1	28	39	306	460	-154
<b>Average</b>	<b>1</b>	<b>6</b>	<b>-5</b>	<b>266</b>	<b>20</b>	<b>22</b>	<b>29</b>	<b>337</b>	<b>460</b>	<b>-123</b>



### Membership Composition June 2024 Cumulative



### Gender Composition June 2024 Cumulative

